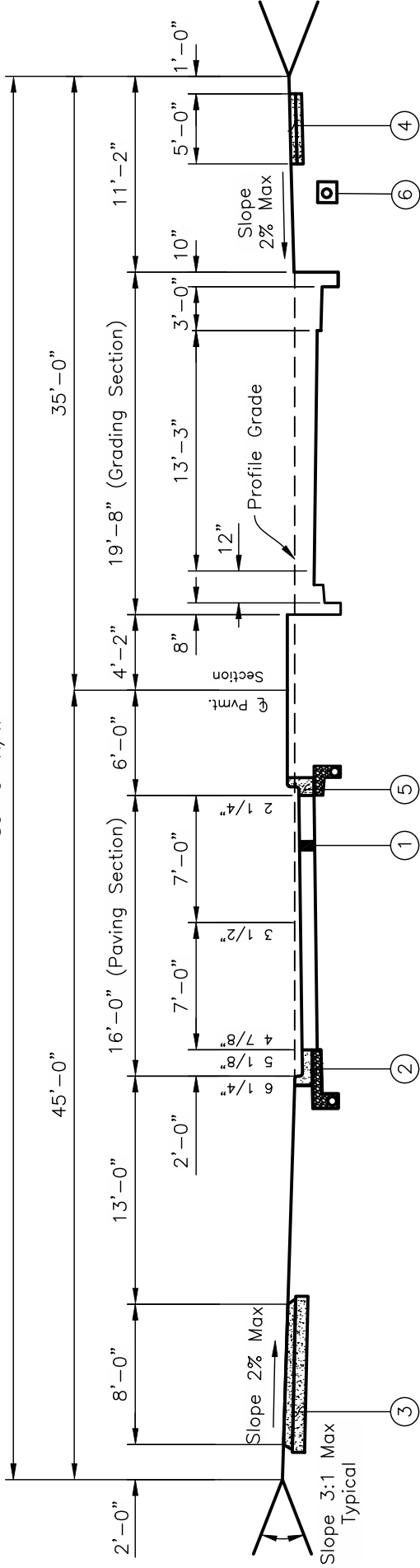




80'-0" R/W



- ① Refer to Standard Drawing C-GC-90 for Pavement Design Specifications.
- ② City of Grove City Standard Concrete Combined Curb & Gutter (Standard Drawing C-GC-57C)
- ③ City of Grove City Shared-Use Path Pavement (Standard Drawing C-GC-80)
- ④ City of Grove City Typical Sidewalk (Standard Drawing C-GC-46A)
- ⑤ City of Grove City Straight 12-Inch Tilt-Out Curb (Standard Drawing C-GC-92)
- ⑥ Communication Duct Bank (Standard Drawing C-GC-100)

Approved By:   
 City Engineer, EMR&T Inc

  
 City Service Director

STANDARD DIMENSIONS  
FOR  
**MINOR ARTERIAL 44' SECTION  
WITH CONCRETE CURB/COMBINED  
CURB & GUTTER**

<b>CITY OF GROVE CITY, OHIO</b>	
STANDARD CONSTRUCTION DRAWING	Drawing No. C-GC-63
Revised February 2019	