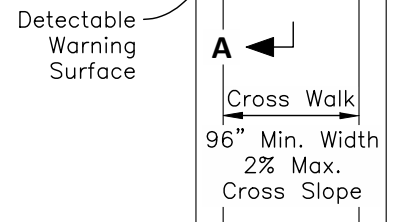
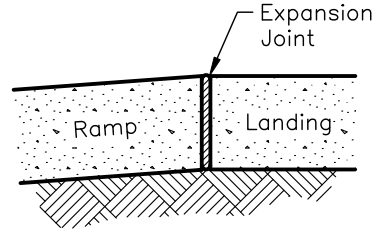
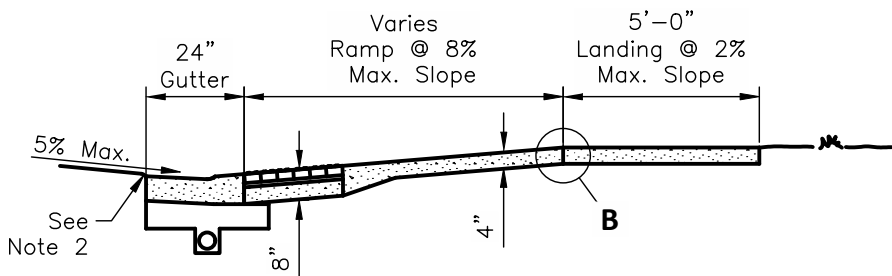


**NOTE**  
 This drawing depicts a typical 32' wide street in a 60' R/W. 20' Radius on Face of Curb

**PLAN VIEW**



**SECTION A-A**



**DETAIL "B"**



Approved By:  
  
 City Engineer, EMH&T Inc  
  
 City Service Director

STANDARD DIMENSIONS FOR  
**TYPICAL CURB RAMP FOR RESIDENTIAL NEW CONSTRUCTION**

<b>CITY OF GROVE CITY, OHIO</b>		
STANDARD CONSTRUCTION DRAWING		
Revised	Sheet	Drawing No.
February 2019	1/2	C-GC-43A

**DETAIL NOTES**

1. The Curb, Ramp, Landing, and Transitions shall be formed and placed separately. The Contractor is responsible to meet all tolerances. Cross slopes for Sidewalks, Ramps, Landings, Gutters, Transitions, and Cross Walks shall not exceed 2%. Ramps shall be as flat as possible and in no event shall the running slope exceed 8%.
2. The Contractor shall mill/repave asphalt roadway at edge of pavement if any lip exists, counter slope exceeds 5%, or cross slope exceeds 2%.
3. Ramps must be perpendicular to face of curb and parallel to direction of travel.
4. Maximum tolerance for grades is as shown. Warping or blending ramps to landings shall not be permitted.
5. Detectable Warning Surfaces shall conform to ADAAG Section 4.29 and City of Columbus Supplemental Specification 1551, Type E, red in color, with replaceable surface (Armor-Tile Herculite Series, ADA Solutions Cast in Place Replaceable, or Approved Equal).
6. For unsignalized intersections, the outermost crosswalk line shall be placed a maximum of 25-ft from the face of curb on the adjacent street.
7. All slopes shall be constructed to allow for proper drainage and to prevent ponding at base of ramp.
8. All concrete between landing and back of curb shall transition from 4-in thickness to be 8-in thickness. All concrete to be Columbus Class COC 5 with No. 57 Limestone Aggregate and 715 lbs of cement per C.Y. No Fly Ash or GGBFS. Air Entrained Concrete with broom finish.

<p>Approved By:</p>  <p>City Engineer, EMH&amp;T Inc</p>  <p>City Service Director</p>	<p>STANDARD DIMENSIONS FOR</p> <p><b>TYPICAL CURB RAMP FOR RESIDENTIAL NEW CONSTRUCTION</b></p>	<p><b>CITY OF GROVE CITY, OHIO</b></p>		
		<p>STANDARD CONSTRUCTION DRAWING</p>		
<p>Revised February 2019</p>	<p>Sheet 2/2</p>	<p>Drawing No. C-GC-43A</p>		