

**RESIDENTIAL / CONSECUTIVE
WATER / SEWER RATES EFFECTIVE JANUARY 1, 2015**

			WATER USAGE CHARGES PER CCF PER MONTH						SUBURBAN SURCHARGES PER CCF		SEWER SERVICE CHARGES & USAGE CHARGES			
			RESIDENTIAL AU, CU, DU, SF, SR			CONSECUTIVE AC, CC, DP, MM								
SUBDIVISION	¹ WTR SVC CHARGE MONTHLY	¹ QTLY WTR SVC CHARGE PER MNTH	FIRST 5 CCF PER MO	OVER 5 CCF PER MO	RATE CODE	PER CCF	RATE CODE QUARTER	RATE CODE MONTHLY	WATER SURCHARGE	SEWER SURCHARGE	SWR SVC CHARGE MONTHLY	QTLY SWR SVC CHARGE PER MNTH	SEWER USAGE PER CCF	CLEAN RIVER FUND PER ERU
Columbus	32.70	7.49	2.674	2.973	WQIC	2.674	QQIC	QMIC	N/A	N/A	11.41	3.80	3.910	0.1500 ² 0.1073
County Rural	49.05	11.24	4.011	4.460	WQNC	4.011	QQNC	QMNC	N/A	0.59	11.41	3.80	4.270	0.0640
Brice	42.51	9.74	3.476	3.865	WQBR	3.476	QQBR	QMBR	10%	10%	11.41	3.80	4.270	0.0640
Brookside Estates	42.51	9.74	3.476	3.865	WQBE	3.476	QQBE	QMBE	1.97	0.59	11.41	3.80	4.270	0.0640
Dublin	42.51	9.74	3.476	3.865	WQDU	3.476	QQDU	QMDU	.330	1.110	11.41	3.80	4.270	0.0640
Grandview	42.51	9.74	3.476	3.865	WQGV	3.476	QQGV	QMGV	12%	12%	11.41	3.80	4.270	0.0640
Grove City	42.51	9.74	3.476	3.865	WQGC	3.476	QQGC	QMGC	.315	.355 / 2.00M	11.41	3.80	4.270	0.0640
Groveport	42.51	9.74	3.476	3.865	WQGP	3.476	QQGP	QMGP	15%	N/A	11.41	3.80	4.270	0.0640
Hamilton Meadows	42.51	9.74	3.476	3.865	WQHM	3.476	QQHM	QMHM	1.97	0.59	11.41	3.80	4.270	0.0640
Hilliard	42.51	9.74	3.476	3.865	WQHL	3.476	QQHL	QMHL	14.25%	10%	11.41	3.80	4.270	0.0850 ² 0.0640
Marblecliff	42.51	9.74	3.476	3.865	WQMC	3.476	QQMC	QMMC	10%	15%	11.41	3.80	4.270	0.0640
Minerva Park	42.51	9.74	3.476	3.865	WQMP	3.476	QQMP	QMMP	.55 / .274D	.086	11.41	3.80	4.270	0.0640
New Albany	42.51	9.74	3.476	3.865	WQNA	3.476	QQNA	QMNA	N/A	N/A	11.41	3.80	4.270	0.0640
Obetz	42.51	9.74	3.476	3.865	WQOB	3.476	QQOB	QMOB	N/A	N/A	N/A	3.80	N/A	0.0640
Rickenbacker	42.51	9.74	3.476	3.865	WQRB	3.476	QQRB	QMRB	N/A	N/A	11.41	3.80	4.270	0.0640
Ridgewood	42.51	9.74	3.476	3.865	WQRW	3.476	QQRW	QMRW	1.97	0.59	11.41	3.80	4.270	0.0640
Riverlea	42.51	9.74	3.476	3.865	WQRV	3.476	QQRV	QMRV	N/A	N/A	11.41	3.80	4.270	0.0640
Upper Arlington	42.51	9.74	3.476	3.865	WQUA	3.476	QQUA	QMUA	10%	18%	11.41	3.80	4.270	0.0640
Urbancrest	42.51	9.74	3.476	3.865	WQUR	3.476	QQUR	QMUR	.20 / 1.08M	.20 / 1.08M	11.41	3.80	4.270	0.0640
Valleyview	42.51	9.74	3.476	3.865	WQVV	3.476	QQVV	QMVV	N/A	N/A	11.41	3.80	4.270	0.0640
Village Park	42.51	9.74	3.476	3.865	WQVP	3.476	QQVP	QMVP	1.97	0.59	11.41	3.80	4.270	0.0640
Whitehall	42.51	9.74	3.476	3.865	WQWH	3.476	QQWH	QMWH	N/A	N/A	11.41	3.80	4.270	0.0640
Worthington	42.51	9.74	3.476	3.865	WQWO	3.476	QQWO	QMWO	.075	.075	11.41	3.80	4.270	0.0640

¹ For 5/8" meter only--larger meters & Senior Citizen, see Service Charge Rate Sheet

² Columbus Stormwater Charge / Hilliard Stormwater Effective 4/1/10

³ County Rural Rate where county sewer maintenance fee is applicable

Minerva Park water surcharge revised 4/19/04-\$100.00 annual charge added (.274 per day) / surcharge per ccf changed from \$.46 to \$.55

D-Charge per day (Minerva Park)

Grandview surcharges started 7/1/04

%-Percent of water or sewer commodity charges=surcharge

M-Minimum surcharge charge per month

**COMMERCIAL
WATER/SEWER RATES EFFECTIVE JANUARY 1, 2015**

			WATER USAGE CHARGES PER CCF PER MONTH						SUBURBAN SURCHG PER CCF		SEWER SERVICE CHARGES & USAGE CHARGES				
SUBDIVISION	¹ WTR SVC CHARGE MONTHLY	¹ QTLY WTR SVC CHARGE PER MNTH	FIRST 15 CCF PER MO	NEXT 235 CCF PER MO	NEXT 1,750 CCF PER MO	NEXT 8,000 CCF PER MONTH	NEXT 10,000 CCF PER MO.	BALANCE OF CCFs PER MO	WATER SURCHG	SEWER SURCHG	SWR SVC CHARGE MONTHLY	QTLY SWR SVC CHARGE PER MNTH	SEWER USAGE PER CCF	INDUSTRIAL COMMODITY PER CCF	CLEAN RIVER FUND
Columbus	32.70	7.49	3.209	2.762	2.140	2.021	1.783	1.754	N/A	N/A	11.41	3.80	3.910	4.210	0.1500 ² 0.1073
County Rural	49.05	11.24	4.814	4.143	3.210	3.032	2.675	2.631	N/A	0.59	11.41	3.80	4.270 ³	4.570	0.0640
Brice	42.51	9.74	4.172	3.591	2.782	2.627	2.318	2.280	10%	10%	11.41	3.80	4.270	4.570	0.0640
Brookside Estate	42.51	9.74	4.172	3.591	2.782	2.627	2.318	2.280	1.97	0.59	11.41	3.80	4.270	4.570	0.0640
Dublin	42.51	9.74	4.172	3.591	2.782	2.627	2.318	2.280	.330	1.110	11.41	3.80	4.270	4.570	0.0640
Grandview	42.51	9.74	4.172	3.591	2.782	2.627	2.318	2.280	12%	12%	11.41	3.80	4.270	4.570	0.0640
Grove City	42.51	9.74	4.172	3.591	2.782	2.627	2.318	2.280	.315	.355 / 2.00M	11.41	3.80	4.270	4.570	0.0640
Groveport	42.51	9.74	4.172	3.591	2.782	2.627	2.318	2.280	15%	N/A	11.41	3.80	4.270	4.570	0.0640
Hamilton Meadows	42.51	9.74	4.172	3.591	2.782	2.627	2.318	2.280	1.97	0.59	11.41	3.80	4.270	4.570	0.0640
Hilliard	42.51	9.74	4.172	3.591	2.782	2.627	2.318	2.280	14.25%	10%	11.41	3.80	4.270	4.570	0.0850 ² 0.0640
Marblecliff	42.51	9.74	4.172	3.591	2.782	2.627	2.318	2.280	10%	15%	11.41	3.80	4.270	4.570	0.0640
Minerva Park	42.51	9.74	4.172	3.591	2.782	2.627	2.318	2.280	.55 / .274D	.086	11.41	3.80	4.270	4.570	0.0640
New Albany	42.51	9.74	4.172	3.591	2.782	2.627	2.318	2.280	N/A	N/A	11.41	3.80	4.270	4.570	0.0640
Obetz	42.51	9.74	4.172	3.591	2.782	2.627	2.318	2.280	N/A	N/A	N/A	N/A	N/A	N/A	0.0640
Rickenbacker	42.51	9.74	4.172	3.591	2.782	2.627	2.318	2.280	N/A	N/A	11.41	3.80	4.270	4.570	0.0640
Ridgewood	42.51	9.74	4.172	3.591	2.782	2.627	2.318	2.280	1.97	0.59	11.41	3.80	4.270	4.570	0.0640
Riverlea	42.51	9.74	4.172	3.591	2.782	2.627	2.318	2.280	N/A	N/A	11.41	3.80	4.270	4.570	0.0640
Upper Arlington	42.51	9.74	4.172	3.591	2.782	2.627	2.318	2.280	10%	18%	11.41	3.80	4.270	4.570	0.0640
Urbancrest	42.51	9.74	4.172	3.591	2.782	2.627	2.318	2.280	.20 / 1.08M	.20 / 1.08M	11.41	3.80	4.270	4.570	0.0640
Valleyview	42.51	9.74	4.172	3.591	2.782	2.627	2.318	2.280	N/A	N/A	11.41	3.80	4.270	4.570	0.0640
Village Park	42.51	9.74	4.172	3.591	2.782	2.627	2.318	2.280	1.97	0.59	11.41	3.80	4.270	4.570	0.0640
Whitehall	42.51	9.74	4.172	3.591	2.782	2.627	2.318	2.280	N/A	N/A	11.41	3.80	4.270	4.570	0.0640
Worthington	42.51	9.74	4.172	3.591	2.782	2.627	2.318	2.280	.075	.075	11.41	3.80	4.270	4.570	0.0640

¹ For 5/8" meter only-larger meters, see Service Charge Rate Sheet

² Columbus Stormwater Charge / Hilliard Stormwater Effective 4/1/10

³ County Rural Rate where county sewer maintenance fee is applicable

Minerva Park water surcharge revised 4/19/04-\$100.00 annual charge added (.274 per day) / surcharge per ccf changed from \$.46 to \$.55

D-Charge per day (Minerva Park)

Grandview surcharges started 7/1/04

%-Percent of water or sewer commodity charges=surcharge

M-Minimum surcharge charge per month

WATER / SEWER CHARGES EFFECTIVE JANUARY 1, 2015

SERVICE CLASS CODES	RESIDENTIAL				CONSECUTIVE				COMMERCIAL			
		AU	Apartment <i>Unit</i>		AC	Apartment <i>Complex</i>		All remaining Service Class Codes				
	CU	Condominium <i>Unit</i>		CC	Condominium <i>Complex</i>							
	DU	Duplex (individual meters)		DP	Duplex							
	SF	Single Family		MM	Master Metered Subdivision							
	SR	Senior Citizen										

METER SIZE SERVICE FEES	INSIDE CITY - COLUMBUS				NON-CONTRACT RURAL				CONTRACT - SUBURBS			
			MONTHLY	QUARTERLY			MONTHLY	QUARTERLY			MONTHLY	QUARTERLY
5/8 inch meter		32.70		7.49		49.05		11.24		42.51		9.74
3/4 inch meter		33.18		7.66		49.77		11.49		43.13		9.96
1 inch meter		33.71		8.05		50.57		12.08		43.82		10.47
1 1/2 inch meter		42.87		11.66		64.31		17.49		55.73		15.16
2 inch meter		56.06		24.90		84.09		37.35		72.88		32.37
3 inch meter		72.92		31.40		109.38		47.10		94.80		40.82
4 inch meter		80.10		48.90		120.15		73.35		104.13		63.57
6 inch meter		250.02		142.83		375.03		214.25		325.03		185.68
8 inch meter		350.72		208.38		526.08		312.57		455.94		270.89
10 (a) inch meter		387.00		355.83		580.50		533.75		503.10		462.58
12 inch meter		395.78		364.55		593.67		546.83		514.51		473.92
16 inch meter		397.94		366.74		596.91		550.11		517.32		476.76
(a) includes 10x12 meters												

UNMETERED FIRE MONTHLY CHARGE													
4 inch diameter taps	91.24	F455	91.24	F408	136.86	F483	136.86	F436	118.61	F469	118.61	F422	
6 inch diameter taps	184.41	F456	184.41	F409	276.62	F484	276.62	F437	239.73	F470	239.73	F423	
8 inch diameter taps	273.57	F457	273.57	F410	410.36	F485	410.36	F438	355.64	F471	355.64	F424	
10 inch diameter taps	364.71	F458	364.71	F411	547.07	F486	547.07	F439	474.12	F472	474.12	F425	
12 inch diameter taps	455.98	F459	455.98	F412	683.97	F487	683.97	F440	592.77	F473	592.77	F426	
16 inch diameter taps	638.34	F460	638.34	F413	957.51	F488	957.51	F441	829.84	F474	829.84	F427	

METER FIRE PROTECTION CHARGE													
3 inch meter	36.29		8.50		54.44		12.75		47.18		11.06		
4 inch meter	39.12		11.33		58.69		17.00		50.86		14.74		
6 inch meter	47.58		19.79		71.36		29.68		61.85		25.72		
8 inch meter	63.10		35.31		95.22		52.96		82.02		45.89		
10 inch meter	84.24		56.46		126.36		84.68		109.51		73.39		
12 inch meter	113.86		86.06		170.77		129.10		148.01		111.88		
16 inch meter	113.86		86.06		170.77				148.01		111.88		

SENIOR CITIZEN Will not be charged daily fees for water service and sewer service

CTZI Senior Discount <i>Inside City</i>	OLD RATES - some accounts have these rates. We are no longer setting up accounts with these rates.
CTZN Senior Discount <i>Non-Contract</i>	¹ WSxx Water Senior Citizen
CTZO Senior Discount <i>Outside City</i>	¹ Contract communities. To determine rate code for each communitiy, replace "xx" with the following letters:

LOW INCOME	20% discount on water and sewer commodity charges				Brice	BR	Hilliard	HL	Uppr Arlington	UA
	WATER		SEWER							
	Residential	Consecutive		Brookside Estate	BE	Marblecliff	MC	Urbancrest	UR	
	Quarterly	Quarterly	Monthly	Dublin	DU	Minerva Park	MP	Valleyview	VV	
INSIDE CITY	LQIC	LCIQ	LCIM	Grandview	GV	New Albany	NA	Village Park	VP	
OUTSIDE CITY	LQOC	LCOQ	LCOM	Grove City	GC	Obetz	OB	Whitehall	WH	
NON CONTRACT	LQNC	LCNQ	LCNM	Groveport	GP	Ridgewood	RW	Worthington	WO	
				Hamilton Meadow	HM	Riverlea	RV			

MASTERMETERED ACCOUNTS - WATER / SEWER CHARGES EFFECTIVE JANUARY 1, 2015

		SERVICE CHARGE			WATER COMMODITY		SEWER CHARGES			
METER NUMBER	ACCOUNT NUMBER	RATE CODE	METER SIZE	BILL CHG PER MO.		PER CCF		BILL CHG PER MO	COMMODITY CHARGE PER CCF	CLEAN RIVER FUND
BEXLEY		52995/1174174								
12593148		WQBX	10"	503.12		2.859		11.41	4.270	0.0640
01571414		WQBX	8"	455.94						
00012363		--	6"	325.00						
00012358		--	6"	NC						
GAHANNA		53164/1001613								
12086506		WMGA	12"	514.49		2.859		11.41	4.270	0.0640
03860289		WMGA	10"	503.12						
01227205		WMGA	10"	503.12						
01530504		WMGA	8"	455.94						
12835462		WMGA	8"	455.94						
00002327		--	6"	NC						
06028476		WMGA	10"	503.12						
09802261		WMGA	8"	455.94						
02031710		WMGA	12"	514.49						
00012469		--	4"	NC						
REYNOLDSBURG		53193/1190250								
12086505		WMRY	12"	514.49		2.859		11.41	4.270	
09705010		WMRY	10"	503.12						
00538423		WMRY	6"	325.00						
02031709		WMRY	12"	514.49						0.0640
00005738		WMRY	10"	503.12						
92078690		WMRY	12"	514.49						
RICKENBACKER AIRPORT		527355-1284808								
		WQEH	10"	503.12		2.859		11.41	4.270	0.0640
OBETZ		315397/1257479								
23863601		WMOZ	6"	325.00		2.859			4.270	
09205658		WMOZ	8"	455.94						
07115197		WMOZ	10"	503.12						
95006589		WMOZ	10"	503.12						
09707352		WMOZ	8"	455.94						0.0640
97042520		WMOZ	6"	325.00						
09215936		WMOZ	10"	503.12						
FRANKLIN COUNTY		101486/1029056 LINCOLN VILLAGE								
01426962		WMLV	8"	455.94		2.859			4.270	
01426963		WMLV	8"	455.94						0.0640
FRANKLIN COUNTY		101434/1135655 RICKENBACKER								
09211276		WMRB	8"	455.94		2.859		11.41	4.270	0.0640

2015 Average Bill Chart (RESIDENTIAL)

# of People	CCF	Columbus	Whitehall/ Subdivisions With No Surcharges	Dublin	Grove City	Hilliard	Upper Arlington	Worthington	Urbancrest	Non Contract	Village Prk Galloway	Marble Cliff
0	0	57.03	46.37	46.37	52.37	122.87	46.37	46.37	52.85	50.87	46.37	46.37
1	8	109.70	108.34	119.86	116.86	192.22	117.27	109.54	111.54	117.11	128.82	116.25
	10	122.87	123.83	138.23	132.98	209.56	135.00	125.33	127.83	133.68	149.43	133.71
2	16	162.67	170.70	193.74	181.42	262.01	188.60	173.10	177.10	183.81	211.66	186.55
	20	188.71	203.24	232.04	216.64	298.46	225.76	206.24	211.24	218.73	254.44	223.20
3	24	217.73	235.78	270.34	251.86	334.91	262.92	239.38	245.38	253.65	297.22	259.84
	30	259.03	284.59	327.79	304.69	389.59	318.66	289.09	296.59	306.02	361.39	314.81
4	32	272.80	300.86	346.94	322.30	407.81	337.24	305.66	313.66	323.48	382.78	333.14
	40	327.86	365.94	423.54	392.74	480.72	411.56	371.94	381.94	393.32	468.34	406.43
5	40	327.86	365.94	423.54	392.74	480.72	411.56	371.94	381.94	393.32	468.34	406.43
	50	396.69	447.29	519.29	480.79	571.84	504.46	454.79	467.29	480.61	575.29	498.05
6	48	382.93	431.02	500.14	463.18	553.62	485.88	438.22	450.22	463.15	553.90	479.73
	60	465.52	528.63	615.03	568.83	662.97	597.36	537.63	552.63	567.91	682.23	589.67
7	56	437.99	496.09	576.73	533.61	626.52	560.20	504.49	518.49	532.99	639.45	553.02
	70	534.35	609.98	710.78	656.88	754.10	690.26	620.48	637.98	655.20	789.18	681.29
8	64	493.05	561.17	653.33	604.05	699.42	634.52	570.77	586.77	602.83	725.01	626.32
	80	603.18	691.33	806.53	744.93	845.22	783.16	703.33	723.33	742.50	896.13	772.91
9	72	548.12	626.25	729.93	674.49	772.32	708.84	637.05	655.05	672.66	810.57	699.61
	90	672.01	772.68	902.28	832.98	936.35	876.06	786.18	808.68	829.79	1003.08	864.53
10	80	603.18	691.33	806.53	744.93	845.22	783.16	703.33	723.33	742.50	896.13	772.91
	100	740.84	854.03	998.03	921.03	1027.47	968.96	869.03	894.03	917.09	1110.03	956.15
11	88	658.25	756.41	883.13	815.37	918.12	857.48	769.61	791.61	812.33	981.69	846.20
	110	809.67	935.38	1093.78	1009.08	1118.60	1061.86	951.88	979.38	1004.38	1216.98	1047.77
12	96	713.31	821.49	959.73	885.81	991.02	931.80	835.89	859.89	882.17	1067.25	919.50
	120	878.50	1016.73	1189.53	1097.13	1209.73	1154.76	1034.73	1064.73	1091.68	1323.93	1139.38

BASED ON 5/8" METER FOR 90 DAYS

Is Your Toilet a Thief?

Do you think a leaking toilet is just a nuisance? It's a lot more than that. Your toilet could be robbing you of a sizable sum of money.

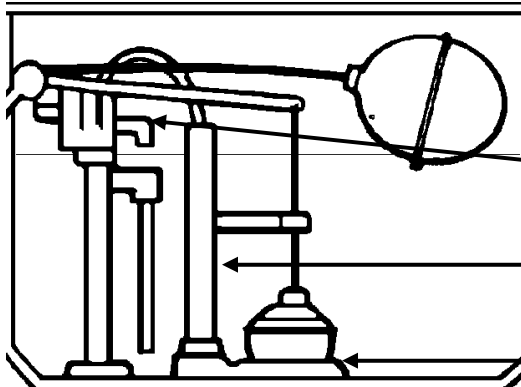
Almost all toilets work alike. The Tank contains two valves: a **flush valve** and a **refill valve**.

If the **flush valve** is out of alignment, cracked, or doesn't seal properly, water leaks continuously from the tank's bottom opening into the bowl and out the main drain. If there is a serious problem with the **flush valve** (it can break off or become loose) water runs out of the tank as quickly as it comes in. A serious flush valve leak consumes about three gallons a minute and results in a huge water bill.

How much will this kind of leak cost?

$$\begin{array}{r} 3 \text{ gallons} \\ \times 60 \text{ minutes} \\ \hline 180 \text{ gallons per hour} \\ \times 24 \text{ hours} \\ \hline 4,320 \text{ gallons per day} \\ \times 90 \text{ days} \\ \hline \end{array}$$

388,800 gallons per quarter of wasted water and an increase of \$3577.69 on your bill.



Refill Valve

Overflow Pipe

Flush Valve

If the **refill valve** is not working properly, it does not shut off the refill water at the proper time. Water fills the tank until it reaches the opening to the **overflow pipe**, then it silently runs down the overflow pipe into the bowl and out the main drain. An average refill valve leak consumes about 1 / 2 gallon per minute.

So...how much does that cost?

$$\begin{array}{r} 1 / 2 \text{ gallon} \\ \times 60 \text{ minutes} \\ \hline 30 \text{ gallons per hour} \\ \times 24 \text{ hours} \\ \hline 720 \text{ gallons per day} \\ \times 90 \text{ days} \\ \hline \end{array}$$

64,800 gallons per quarter of wasted water and an increase of \$596.28 on your bill.

Remember!

Large "Toilet leak" water bills happen to people all the time. Don't wait until you get one. If your toilet is robbing you, arrest it! Fix that leak, save our valuable resource, and save money!!

Leak Detection Handbook


Other kinds of leaks waste water and are not easily detected. For a *free* copy of this resource booklet call our Customer Service Department Monday through Friday between the hours of 7:00 am – 6:00 pm. Limit one handbook per customer.

AVERAGE LOSS OF WATER LEAKING FAUCETS OVER A PERIOD OF ONE MONTH



Dripping
Faucet

500 GALLONS
PER MONTH
\$4.60 Per Month



1/32 inch
Flow

6,000 GALLONS
PER MONTH
\$55.21 Per Month



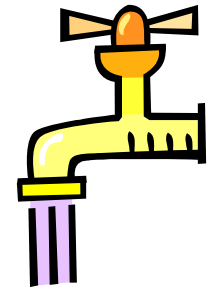
1/16 inch
Flow

23,333 GALLONS
PER MONTH
\$214.71 Per Month



1/8 inch
Flow

100,000 GALLONS
PER MONTH
\$920.19 Per Month



1/4 inch
Flow

333,333 GALLONS
PER MONTH
\$3067.29 Per Month

Small continuous leaks will waste large amounts of water. In addition, leaks in hot-water lines will waste heat. Keep all valves and faucets tight. When a leak develops, replace faucet washers. If valves or faucets are damaged, replace faucet or valve assembly.

2015

Approximate Costs for Filling Various Size Swimming Pools (RESIDENTIAL)

*Charges Shown will be **in addition** to regular quarterly water and sewer bill.*

Exceptionally large pool and /or underground sprinkler system, an auxiliary meter to deduct sewer charges may want to be considere **Auxiliary meter**• must be purchased, installed and maintained by customer, and inspected and approved by Sewer Division.

Backflow prevention system must be installed and regularly inspected.

Call 645-6674 for more information about the Backflow Prevention Systems.

		Columbus	Whitehall/ Subdivisions With No Surcharges	Dublin	Grove City	Hilliard	Upper Arlington	Worthington	Urban- crest	Non Contract	Village Prk Galloway	Marble Cliff
C I R C U L A R	10' X 3' Deep 1,800 gallons (2CCF)	\$13.77	\$16.27	\$19.15	\$17.61	\$18.23	\$18.58	\$16.57	\$17.07	\$17.46	\$21.39	\$18.32
	12' X 3' Deep 2,500 gallons (3 CCF)	\$20.65	\$24.40	\$28.72	\$26.41	\$27.34	\$27.87	\$24.85	\$25.60	\$26.19	\$32.08	\$27.49
	15' X 3.5' Deep 4,600 gallons (6 CCF)	\$41.30	\$48.81	\$57.45	\$52.83	\$54.68	\$55.74	\$49.71	\$51.21	\$52.38	\$64.17	\$54.97
	18' X 4 ' Deep 7,600 gallons (10 CCF)	\$68.83	\$81.35	\$95.75	\$88.05	\$91.13	\$92.90	\$82.85	\$85.35	\$87.30	\$106.95	\$91.62
	24' X 4 ' Deep 13,500 gallons (18 CCF)	\$123.89	\$146.43	\$172.35	\$158.49	\$164.03	\$167.22	\$149.13	\$153.63	\$157.13	\$192.51	\$164.91
R E C T A N G L E	14'x24' (4'-9' Deep) 16,000 gallons (21 CCF)	\$144.54	\$170.83	\$201.07	\$184.90	\$191.37	\$195.09	\$173.98	\$179.23	\$183.32	\$224.59	\$192.40
	16'x31' (4'-9' Deep) 24,000 gallons (32 CCF)	\$220.26	\$260.32	\$306.40	\$281.76	\$291.60	\$297.28	\$265.12	\$273.12	\$279.34	\$342.24	\$293.18
	16'x36' (3'-9' Deep) 26,000 gallons (35 CCF)	\$240.91	\$284.72	\$335.12	\$308.17	\$318.94	\$325.15	\$289.97	\$298.72	\$305.53	\$374.32	\$320.67
	20'x40' (7' Deep) 42,000 gallons (56 CCF)	\$385.45	\$455.55	\$536.19	\$493.07	\$510.31	\$520.24	\$463.95	\$477.95	\$488.85	\$598.91	\$513.07