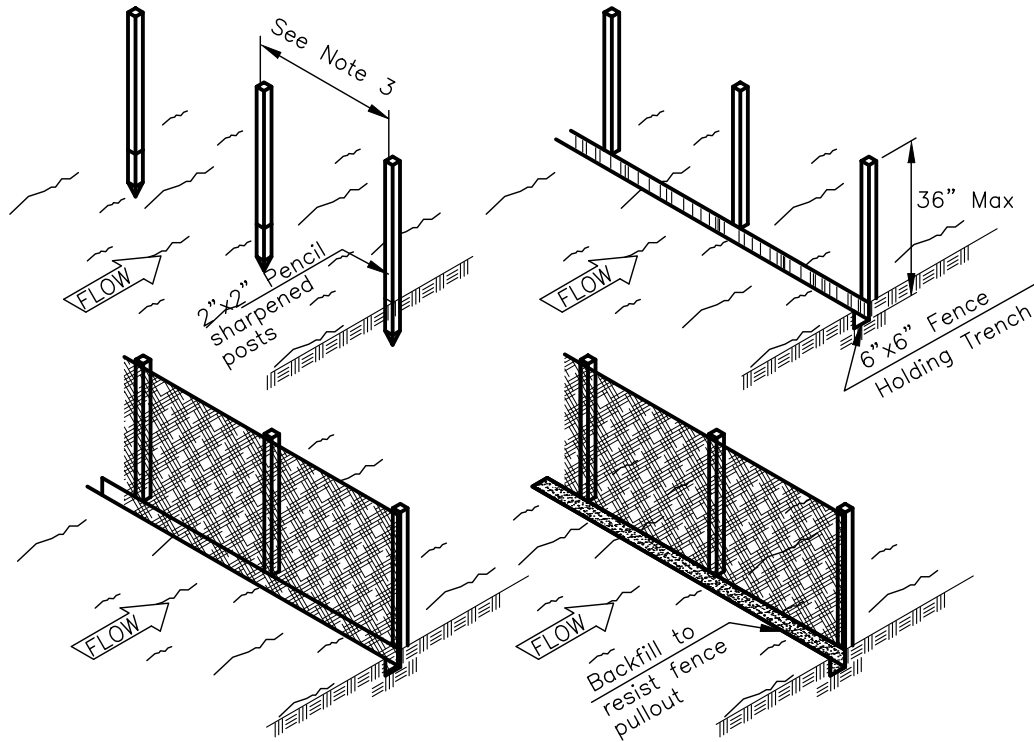


OPTION A: SEDIMENT FENCE DETAIL





Sediment fence fabric shall be ODOT, Type C Geotextile fabric or the equivalent to the following properties:

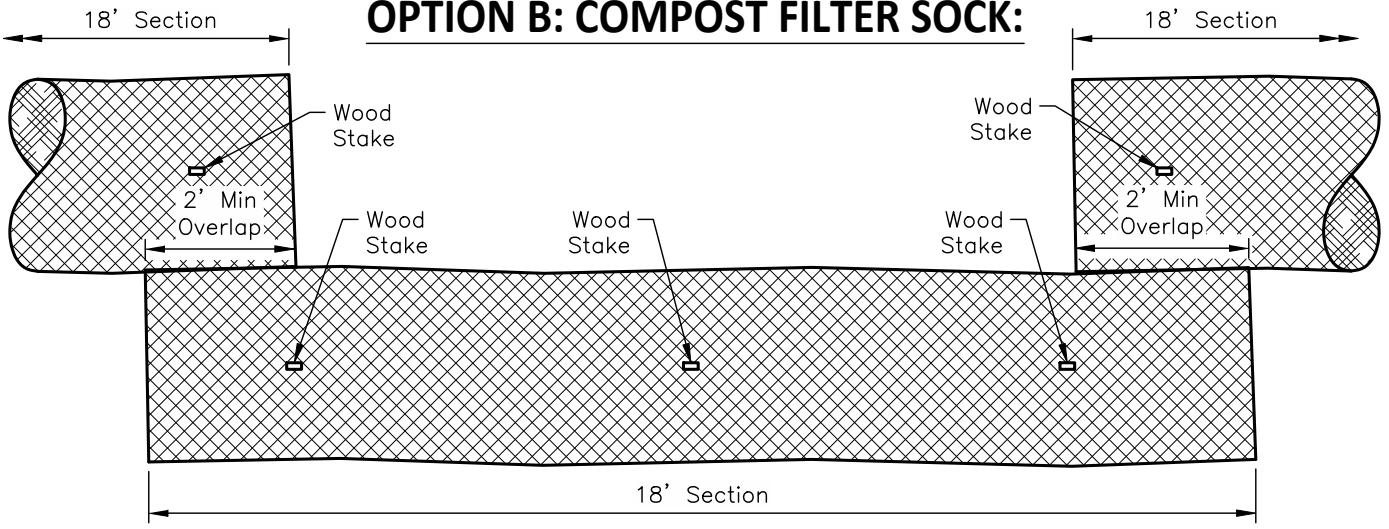
MATERIAL PROPERTIES

| | |
|---|------------|
| Maximum Tensile Strength | 120 lbs |
| Maximum Elongation at 60 lbs. | 50% |
| Minimum Puncture Strength | 50 lbs |
| Minimum Tear Strength | 40 lbs |
| Minimum Burst Strength | 200 psi |
| Apparent Opening Size | 0.84 mm |
| Minimum Permeability | 1 X 10 sec |
| Ultraviolet Exposure Strength Retention | 70% |

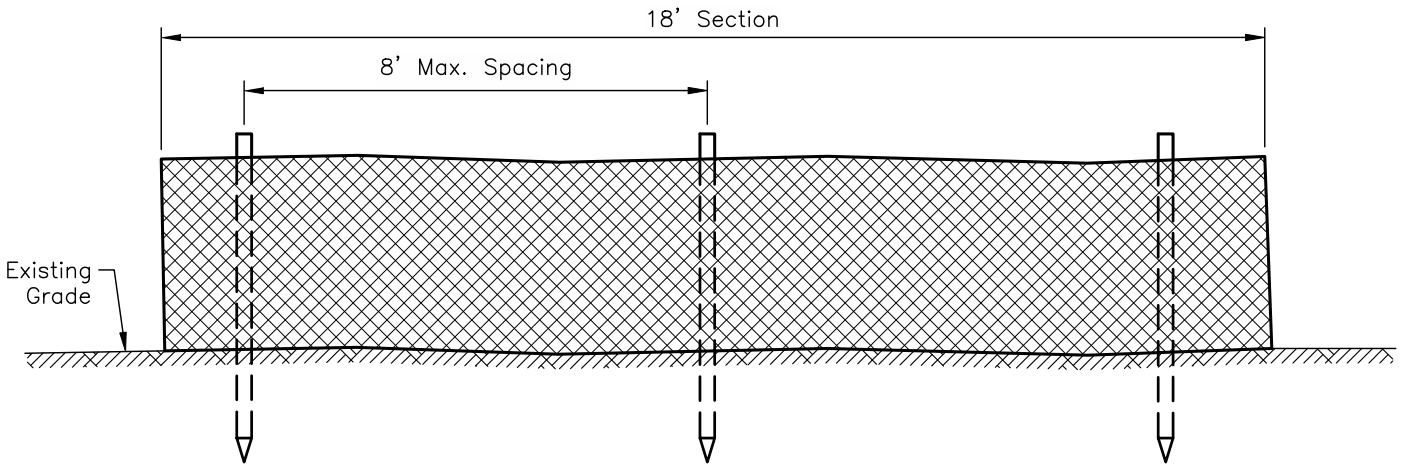
SEE SHEET 3 FOR NOTES

| | | | | | | | | |
|---|---|--|---------|-------|-------------|---------------|-----|---------|
| Approved By:  City Engineer, EMH&T Inc  City Service Director | STANDARD DIMENSIONS FOR LINEAR SEDIMENT BARRIERS DETAIL | CITY OF GROVE CITY, OHIO STANDARD CONSTRUCTION DRAWING <table border="1" style="width: 100%; border-collapse: collapse; margin-top: 5px;"> <tr> <td style="font-size: small;">Revised</td> <td style="font-size: small;">Sheet</td> <td style="font-size: small;">Drawing No.</td> </tr> <tr> <td style="text-align: center;">February 2019</td> <td style="text-align: center; font-size: large;">1/3</td> <td style="text-align: center; font-size: large;">C-GC-74</td> </tr> </table> | Revised | Sheet | Drawing No. | February 2019 | 1/3 | C-GC-74 |
| Revised | Sheet | Drawing No. | | | | | | |
| February 2019 | 1/3 | C-GC-74 | | | | | | |

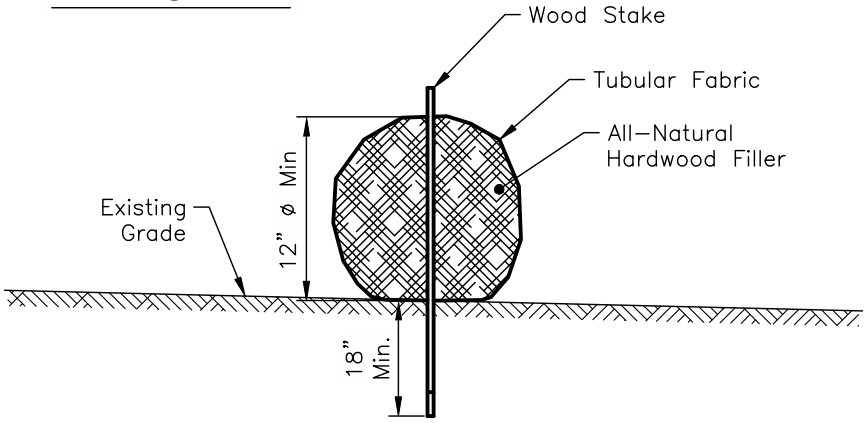
OPTION B: COMPOST FILTER SOCK:



PLAN VIEW - SECTION OVERLAP



ELEVATION VIEW



SECTION VIEW

NOTES

1. Compost filter sock shall be comprised of a tubular fabric filled with aged all-natural hardwoods.
2. Sediment shall be removed from behind the sock when it reaches $\frac{1}{2}$ the height of the sock

Approved By:

 City Engineer, EMH&T Inc

 City Service Director

STANDARD DIMENSIONS
 FOR
**LINEAR
 SEDIMENT
 BARRIERS
 DETAIL**

| | | |
|---------------------------------|-------|-------------|
| CITY OF GROVE CITY, OHIO | | |
| STANDARD CONSTRUCTION DRAWING | | |
| Revised | Sheet | Drawing No. |
| February 2019 | 2/3 | C-GC-74 |

SEDIMENT FENCE:

This sediment barrier utilizes standard strength or extra strength synthetic filter fabrics. It is designed for situations in which only sheet or overland flows are expected. Material Properties are listed in the provided table.


1. The height of a sediment fence shall not exceed 36-inches (higher fences may impound volumes of water sufficient to cause failure of the structure).
2. The filter fabric shall be purchased in a continuous roll cut to the length of the barrier to avoid the use of joints. When joints are necessary, filter cloth shall be spliced together only at a support post, with a minimum of a 6 inch overlap, and securely sealed.
3. Posts shall be spaced a maximum of 10 feet apart at the barrier location and driven securely into the ground (minimum of 12-inches). Wood posts will be a minimum of 32-in long. When extra strength fabric is used without the wire support fence, post spacing shall not exceed 6 feet.
4. A trench shall be excavated approximately 6-inches wide and 6-inches deep along the line of posts and upslope from the barrier.
5. When standard strength filter fabric is used, a wire mesh support fence shall be fastened securely to the upslope side of the posts using heavy duty wire staples at least 1-inch long, tie wires or hog rings. The wire mesh shall extend into the trench a minimum of 2-inches and shall not extend more than 36-inches above the original ground surface.
6. The standard strength filter fabric shall be stapled or wired to the fence, and 8-inches of the fabric shall be extended into the trench. The fabric shall not extend more than 36-inches above the original ground surface. Filter fabric shall not be stapled to existing trees.
7. When extra strength filter fabric and closer post spacing are used, the wire mesh support fence may be eliminated. In such a case, the filter fabric is stapled or wired directly to the posts with all other provisions of Note 6 applying.
8. The trench shall be backfilled and soil compacted over the filter fabric.
9. Silt fences shall be removed when they have served their useful purpose, but not before the upslope area has been permanently stabilized.
10. To prevent water ponded by the silt fence from flowing around the ends, each end shall be constructed upslope so that the ends are at a higher elevation.

MAINTENANCE OF LINEAR SEDIMENT BARRIERS:

Sediment Fence and/or Compost Filter Sock shall be inspected immediately after each rainfall and at least daily during prolonged rainfall. Any required repairs shall be made immediately.

Should the fabric on a silt fence or filter barrier decompose or become ineffective prior to the end of the expected usable life and the barrier is still necessary, the fabric shall be replaced promptly.

Sediment deposits should be removed after each storm event. They must be removed when deposits reach approximately one-half the height of the barrier. Any sediment deposits remaining in place after the silt fence or filter barrier is no longer required shall be dressed to conform with the existing grade, prepared and seeded.

| | | | | |
|---|--|--|--------------|------------------------|
| <p>Approved By:</p>  City Engineer, EMH&T Inc | <p>STANDARD DIMENSIONS FOR</p> <p>LINEAR SEDIMENT BARRIERS DETAIL</p> | <p>CITY OF GROVE CITY, OHIO</p> | | |
| | | <p>STANDARD CONSTRUCTION DRAWING</p> | | |
| | | Revised February 2019 | Sheet 3/3 | Drawing No. C-GC-74 |